

Hillarys Yacht Club

2025-2026

SAILING HANDBOOK



KEELBOAT RACING DIVISION

CRUISING IN COMPANY DIVISION

PADDLE DIVISION

CALENDARS | COURSES | CONTACTS | SAILING INSTRUCTIONS

DISCOVER SAILING.

GET A *SAILPASS*.



HAVE YOU EVER WANTED TO GIVE SAILING A GO? **NOW YOU CAN WITH A *SAILPASS*.**

SailPass is a flexible pass that allows you to discover sailing in a fun, safe and affordable way.

It is a fantastic way to have a great day out and learn new skills with your friends, family or work colleagues, while enjoying the lifestyle and amazing locations provided by a sailing club near you.

SailPass gives you the opportunity to try sailing a number of times, plus it allows you to get the feel for a club before doing a course or becoming a club member.

There is no need to own a boat or even know how to sail, as experienced sailors will take you aboard their boats where you can help set the sails, take the helm or simply come along for the ride.

GET A ***SAILPASS*** AND GET ON THE WATER TODAY!



SailPASS

hillarysyachtclub.com.au/sailpass



Contents

SailPass.....	2
Committees.....	4
Cruising In Company Division.....	6
Cruising in Company Calendar.....	7
Paddle Division.....	9
Paddle Calendar.....	10
Keelboat Sailing Instructions 2025/26.....	15
1. Rules.....	15
2. [SP] Eligibility.....	15
3. Notices to Competitors.....	15
4. Changes to Sailing Instructions.....	15
5. Signals Made Ashore.....	16
6. [SP] Safety Regulations.....	16
7. Schedule of Races.....	16
8. Class Flags.....	16
9. [NP] Racing Area.....	17
10. Courses and Course Signals.....	17
11. Marks.....	17
12. Radio Communications.....	17
13. Starting and Finishing Lines.....	17
14. [SP] Starting Procedures.....	18
15. Keeping Clear.....	19
16. Missing Mark.....	19
17. Protests and Requests for Redress.....	19
18. Arbitration.....	19
19. Time Limit.....	20
20. Scoring.....	20
21. Starters.....	20
22. Handicaps.....	20
23. Average Points.....	21
24. Disclaimer of Liability.....	21
Appendix A: Keelboat Calendar.....	22
Appendix B1: Inshore Courses.....	25
Appendix B2: Ocean Series Courses.....	32
Appendix B3: Ocean Racing Marks.....	37
Appendix B4: HYC Race Area.....	38
Appendix B5: Table of Bearings and Distances (nm) Between Marks.....	39
Appendix C: Races to Count.....	40
Appendix D: Perpetual Trophies.....	41
Appendix E: Club Champion Normalisation Calculation Method.....	42
Appendix F: Trophy Winners 2024/25 Season.....	44
Appendix G: Emergency Contacts.....	46
Code Flags and Signals.....	50
EMERGENCY PLAN.....	51

Sailing Committee

Rear Commodore of Sail	Boyd Timler	0409 293 674
Cruising Captain	John Gregory	0408 905 517
Dinghy Captain	Jason Tutty	0474 462 066
Keelboat Captain	Tim Tucker	0438 747 123
Paddle Captain	Leanne Russell	0405 387 067
House Committee Representative	Carron Weir	0417 949 603

Keelboat Committee

Captain	Tim Tucker	0438 747 123
Deputy Captain	Des Riley	0412 038 166
Secretary	Ray Murphy	0413 372 534
Treasurer	Bart Brouwer	0403 824 551
Race Officer	Rob Gouldsmith	0417 995 200
Handicapper	Marshall Fox	0425 100 056
Trophy Officer	Gail Riley	0407 091 723
Media Officer	Ray Murphy	0413 372 534
Division 1 Representative	Mark Pitt	0412 468 157
Division 2 Representative	Emille Janssen	0477 345 954
Division 3 Representative	Laraine Brindle	0431 274 205

Cruising in Company Committee

Cruising Captain	John Gregory	0408 905 517
Cruising Secretary	Sally Simmonds	0480 464 845
Cruising Treasurer	John Gregory	0408 905 517

Paddle Committee

Paddle Captain	Leanne Russell	0405 387 067
Paddle Vice Captain	Paul Kamarudin	0429 917 066
Paddle Secretary	Mieke Hodgskin	



Meet the Crew



GRAHAM TOWNSEND
Commodore
T: 0400 058 515



BOYD TIMLER
Rear Commodore Sailing
T: 0409 293 674



TIM TUCKER
Captain Keelboat
Racing Division
T: 0438 747 12



JOHN GREGORY
Cruising Captain
T: 0408 905 517



LEANNE RUSSELL
Paddle Captain
T: 0405 387 067

Cruising In Company Division

Cruising in Company Objectives:

- To encourage camaraderie among people with similar interests
- To share knowledge and experiences among members
- To increase our familiarity with local waters and conditions
- To promote safer boating and seamanship

Who are we?

The group was formed in 1994 and membership has grown steadily. New Members are always welcome!

What do we do?

We sail to destinations at Rottneest Island and along the coast between Mandurah in the south, and Two Rocks in the north. There is usually an extended cruise to Busselton in early February for Geographe Bay Race Week. Activities such as meals at restaurants, barbecues and visits to local places of interest are organised on these cruises, and over winter.

Weekend cruises are organised approximately monthly from around the end of September to early May. We also run Casual Sail events on the first Saturday each month to provide Club members and members of the public with the opportunity to try keelboat sailing (please note that non-members must hold a valid SailPass in order to participate).

Cruisers are also encouraged to sail in the Cruiser Cup races held in conjunction with the Division 3 Keelboat Consistency Series and these are carefully arranged so as not to clash with the scheduled cruises. See the following Sailing Instructions and SI Appendix A for Cruiser Cup race dates.

What do you need to join us?

Membership at Hillarys Yacht Club and a sense of fun and adventure!

When do we meet?

We meet at the Club on the third Thursday evening of each month at 7.30pm, with the option of dinner prior to the meeting. At the meetings we discuss forthcoming cruises and events. Members are encouraged to relate to their personal experiences on the water and share any maintenance or repair ideas. We also occasionally enjoy an address by a guest speaker.

Come down to the Club one evening and meet the fellow cruisers!

Contact Cruising Captain John Gregory for information and details on 0408 905 517.

Cruising in Company Calendar

DATE	DAY	START TIME	CRUISE EVENT	EVENT
September 2025				
06/09/25	Sat	0900	Casual Sail	
18/09/25	Thurs	1800		CIC Dinner & Meeting
26/09/25	Fri			Sailing Pre-Season Cocktails & Karaoke
27-29/09/25	Sat			Stark Bay Cruise
29/09/25	Mon			King's Birthday
October 2025				
04/10/25	Sat		CLUB EVENT	Opening Day
11/10/25	Sat	0900	Casual Sail	
16/10/25	Thurs	1800		CIC Dinner & Meeting
25-26/10/25				Two Rocks Cruise
November 2025				
20/11/25	Thurs	1800		CIC Dinner & Meeting
23/11/25	Sun	0900	CLUB EVENT	Discover Sailing Day
December 2025				
06/12/25	Sat	0900	Casual Sail	
06/12/25	Sat	0900	Casual Sail	Xmas CIC Party
07/12/25	Sun			Chris Grant Memorial Race
18/12/25	Thurs	1800		CIC Dinner & Meeting
January 2026				
03/01/26	Sat	0900	Casual Sail	
15/01/26	Thurs	1800		CIC Dinner & Meeting
24/01/26	Sat		Australia Day Rockingham Cruise	Hillarys to Rockingham
25/01/26	Sat		Australia Day Rockingham Cruise	Overnight at Rockingham
26/01/26	Sun		Australia Day Rockingham Cruise	Overnight at Rockingham
27/01/26	Mon		Australia Day Rockingham Cruise	Rockingham to Hillarys
31/01/26	Sat			Pot of Gold/Dash for Cash

Cruising in Company Calendar

DATE	DAY	START TIME	CRUISE EVENT	EVENT
February 2026				
01/02/26	Sun			Shepherdess Cup
07/02/26	Sat	0900	Casual Sail	
07/02/26 - 28/03/26			Geographe Bay Cruise	Hillarys to Geographe Bay
19/01/26	Thurs	1800		CIC Dinner & Meeting
March 2026				
14/03/26	Sat	0900	Casual Sail	
17/03/26 - 23/03/26				HYC Boat Show Weekend
19/03/26	Thurs	1800		CIC Dinner & Meeting
April 2026				
03/04/26 - 06/04/25		0900		Mandurah Easter Cruise
11/04/26	Sat		CLUB EVENT	Harbour Classic Fishing Competition
16/04/26	Thurs	1800		CIC Dinner & Meeting
18/04/26	Sat	0900	Casual Sail	
May 2026				
01/05/26	Fri	1630	Sunset Memorial Cruise	
09/05/26	Sat	1300	She Sails	
21/05/26	Thurs	1800		CIC Dinner & Meeting
June 2026				
06/06/26	Sat	0900	Casual Sail	
18/06/26	Thurs	1800		CIC Dinner & Meeting
July 2026				
04/07/26	Sat	0900	Casual Sail	
16/07/26	Thurs	1800		CIC Dinner & Meeting
August 2026				
01/08/26	Sat	0900	Casual Sail	
21/08/25	Sat	1800		CIC Dinner & Meeting

Paddle Division

Paddle Division is the newest division at HYC originally starting in April 2020 by a group of four Members who shared a passion for paddling kayaks and SUPs. With the convenience of location to the boat ramp giving access to beautiful water in the marina and ocean side, relaxing at water level doesn't get any easier. Since starting there has been an increased growth in membership which has developed into a fun and social interactive group.

Opportunities are made available for members to participate in:

- Group paddles 2- 3pm Saturdays
- Casual paddles with other members any day, any time
- Local fun paddle events
- Off-site social paddles at various locations such as rivers, lakes and dams
- Casual dining with a drink or two
- Supporting HYC in promoting Paddling on Discover Sailing and Opening Day
- Contributing to the marina wellbeing by collecting rubbish during paddle events
- Keeping fit and having fun
- Making new friends

Trial paddles can be arranged for those who don't own a kayak or SUP.

Paddle is open to all full HYC members. Limited accommodation for kayaks and SUPs is available – conditions apply.

Monthly meetings are held on the first Wednesday of each month in the Main Clubhouse, Marina Room starting at 6pm and finishing promptly at 7pm. Please come along and say hi.

This is a fun and active group. If you'd like to join contact Paddle Captain Leanne Russell on 0405 387 067 or email hycpaddle@gmail.com. Members from all Sections/Divisions are welcome.

Paddle Calendar

DATE	DAY	START TIME	FINISH TIME	EVENT
September 2025				
06/09/25	Sat	1400	1500	Weekly Paddle
13/09/25	Sat	1400	1500	Weekly Paddle
20/09/25	Sat	1000		Sandy Beach Reserve
26/09/25	Fri			Sailing Pre-Season Cocktails & Karaoke
27/09/25	Sat	1400	1500	Weekly Paddle
October 2025				
04/10/25	Sun			Opening Day
11/10/25	Sat	1400	1500	Weekly Paddle
18/10/25	Sat	1400	1500	Weekly Paddle
25/10/25	Sat	1400	1500	Weekly Paddle
November 2025				
08/11/25	Sat	1400	1500	Weekly Paddle
14/11/25	Fri			Moore River Retreat
15/11/25	Sat			Moore River Retreat
16/11/25	Sun			Moore River Retreat
22/11/25	Sat	1400	1500	Weekly Paddle
23/11/25	Sun			Discover Sailing Day
29/11/25	Sat	1400	1500	Weekly Paddle
December 2025				
06/12/25	Sat	1400	1500	Weekly Paddle
09/12/25	Sat			Christmas Gathering
13/12/25	Sat	1400	1500	Weekly Paddle
20/12/25	Sat	1400	1500	Weekly Paddle
25/12/25	Thurs			Christmas Day
26/12/25	Fri			Boxing Day
27/12/25	Sat			No Paddle
31/12/25	Tues			New Year's Eve

Paddle Calendar

DATE	DAY	START TIME	FINISH TIME	EVENT
January 2026 (Geographe Bay Cruise 07/02/26 - 28/03/26)				
01/01/26	Wed			New Years Day
03/01/26	Sat	1400	1500	Weekly Paddle
10/01/26	Sat	1000	1400	SeaChange Little Island Paddle
17/01/26	Sat	1400	1500	Weekly Paddle
24/01/26	Sat	1400	1500	Weekly Paddle
26/01/26	Mon	0700		Australia Day BBQ Breakfast Paddle
31/01/26	Sat			Pot of Gold/Dash for Cash (No Paddle)
February 2026				
01/02/26	Sun			Shepherdess Cup
07/02/26	Sat	1400	1500	Weekly Paddle
14/02/26	Sat	1400	1500	Weekly Paddle
21/02/26	Sat	1400	1500	Weekly Paddle
28/02/26	Sat	1400	1500	Weekly Paddle
March 2026				
07/03/26	Sat	1400	1500	Weekly Paddle
14/03/26	Sat	1400	1500	Weekly Paddle
17/03/26 - 23/03/26				HYC Boat Show Weekend
22/03/26	Sun			Rottnest Retreat
23/03/26	Mon			Rottnest Retreat
24/03/26	Tues			Rottnest Retreat
25/03/26	Wed			Rottnest Retreat
28/03/26	Sat	1400	1500	Weekly Paddle
April 2026				
04/04/26	Sat	1400	1500	Weekly Paddle (EASTER)
10/04/26	Fri	1800	2100	Barefoot Bowls
11/04/26	Sat			Harbour Classic Fishing Competition
11/04/26	Sat	1400	1500	Weekly Paddle
18/04/26	Sat			Kids and Kayaks Pups and SUPs
25/04/26	Sat	1400	1500	ANZAC DAY Paddle

Paddle Calendar

DATE	DAY	START TIME	FINISH TIME	EVENT
May 2026				
02/05/26	Sat	1400	1500	Weekly Paddle
06/05/26	Sat	1800		Paddle AGM
09/05/26	Sat	1400	1500	Weekly Paddle
16/05/26	Sat	1000	1400	Off-Site Paddle
23/05/26	Sat	1400	1500	Weekly Paddle
30/05/26	Sat	1400	1500	Weekly Paddle
June 2026				
01/06/26	Mon			Western Australia Day
06/06/26	Sat	1400	1500	Weekly Paddle
13/06/26	Sat	1400	1500	Weekly Paddle
14/06/26	Sun	1800	2000	Shuffle Board
20/06/26	Sat	1400	1500	Weekly Paddle
27/06/26	Sat	1400	1500	Weekly Paddle
July 2026				
04/07/26	Sat	1400	1500	Weekly Paddle
11/07/26	Sat	1400	1500	Weekly Paddle
17/07/26	Fri	1730	1930	Wine & Cheese Night
18/07/26	Sat	1400	1500	Weekly Paddle
25/07/26	Sat	1400	1500	Weekly Paddle
August 2026				
01/08/26	Sat	1400	1500	Weekly Paddle
02/08/26	Sun			HYC AGM
07/08/26	Fri	1630	1830	Sunset Sips & Snacks Welcome to New Season
08/08/26	Sat	1400	1500	Weekly Paddle
15/08/26	Sat	1400	1500	Weekly Paddle
22/08/26	Sat	1400	1500	Weekly Paddle
29/08/26	Sat	1000	1200	Offsite Paddle



Welcome!

Following a winter series to forget, we look forward to good times ahead in Series 25/26.

From Karaoke in September to Presentation night in May, our calendar includes the variety of Trophy, Ocean, Windward/Leeward and “round the cans” racing we’ve come to enjoy at Hillarys Yacht Club.

We have made room for some signature sailing and Club events including SailGP, Optimist State Championships and the Hillarys Boat Show. With such a packed schedule, our Double Hander will need the availability of an unused spare day.

Consider joining the ORC(c) fleet. Not just for the chance of some more glasses, you’ll also receive valuable insights into your boat’s expected performance with the polars supplied with the rating.

Casual Sailing each month offers more opportunities to introduce people to our sport, and for skippers to meet new crew.

Retiring crew and family supporters can stay involved with racing through Race Management. Free theory training is

available online. We need more Start/finish crew volunteers, especially ROs. It’s not just a great way to watch thrilling yacht racing there’s meals, drinks and travel to exotic destinations such as Fremantle and Mindarie.

Speaking of exotic destinations, congratulations to Club Champion boat Mimosa for the trophies, but also the successful odyssey to the Indonesian Archipelago and back.

In cooler waters, well done Lithium in winning the Valmadre series, and to our ORWA top three finishers Bad Habits, Mulberry and Surfer Rosa with Helga and Circa also waving the HYC pennant out on the big blue racecourse.

There’s plenty of ways to get involved, on and off the water, so have a great year sailing at HYC.

Tim Tucker

Capt. Keelboat Racing Division

Keelboat Race Committee Members

All races governed by the Sailing Instructions 2025/26 as detailed in this handbook will be managed by the Race Committee, comprising a minimum of three representatives. Any member of the Race Committee may stand aside should there be a conflict of interest. In the event that there are less than three representatives from the Race Committee, members may be substituted by another member of the Keelboat Racing Division Committee.

Strong Weather Protocol

When a Strong Wind Warning has been issued for a scheduled race, the Race Committee will meet to consider the current and forecast conditions and any other relevant factors to reach a decision on whether or not racing will be conducted. The decision will be recorded in the Race Committee book along with notes to explain the decision.

The Race Committee will also assess whether swell conditions are suitable for Category 5 races in that the waters sailed on are “protected” and not fully exposed to the extremes of the ocean in such a way that the ocean swell has been broken.

When races are started in actual or forecast wind strengths above 26kts, Flag Y will be displayed on the start tower/boat or advised by radio.



KEELBOAT SAILING INSTRUCTIONS 2025/26

The Keelboat Sailing Instructions apply to all Club races conducted solely by Hillarys Yacht Club. These Sailing Instructions do not apply to events where separate Sailing Instructions are issued. Where Supplementary Sailing Instructions conflict with these Sailing Instructions, the Supplementary Sailing Instructions shall prevail.

Abbreviations

- AS Australian Sailing
- ASSR Australian Sailing Special Regulations relating to safety requirements.
- ORC Offshore Rating Congress
- RRS The current Racing Rules of Sailing as published by World Sailing.
- [SP] Denotes a rule for which a standard penalty may be applied by the Race Committee. This changes RRS A5.
- [NP] Denotes that a boat may not protest another boat for breaking that rule. This changes RRS 60.1(a)
- [DP] Denotes a rule of which the penalty is at the discretion of the race committee and may be less than disqualification.

1. RULES

- 1.1 Races will be governed by rules as defined in The Racing Rules of Sailing (RRS).
- 1.2 The Australian Sailing Special Regulations (ASSR) Part 1 will apply. Races are designated as being Australian Sailing Category 5, unless altered by these Sailing Instructions.
- 1.3 The following racing rules (RRS) are modified in accordance with RRS 86 as follows:
- (a) RRS 44.1 – Taking a Penalty – is changed for all divisions so that the two-turns penalty is replaced by a one-turn penalty.
- 1.4 All boats shall comply with the requirements of the Western Australian Department of Transport Regulations.
- 1.5 Appendix T Arbitration will apply.

2. [SP] ELIGIBILITY

- 2.1 All persons on board a boat while racing shall be members of a Club affiliated to Australian Sailing and have an Australian Sailing number, or hold a SailPass, in accordance with RRS 46. New crew members may register for a SailPass for up to 3 races - hillarysyachtclub.com.au/sailpass/.
- 2.2 Boats shall display their registered sail numbers in accordance with RRS 77.
- 2.3 [SP] Boats shall register by completing a safety audit through a Club registered auditor in accordance with ASSR Part 1, as specified in SI 6.2, and pay the series registration fee. Boats that do not comply with this requirement will be scored Did Not Start (DNS). The North Coast Series requires a separate registration as a joint regatta between HYC and ORSSC.
- 2.4 A boat may only race in the division determined by the handicapper.
- 2.5 Prior to each race, skippers shall sign on at the pre-race briefing held ashore one hour before the scheduled start time. Emergency contact details (names and phone numbers) for each crew member must be provided.

3. NOTICES TO COMPETITORS

Notices will be posted on the official Keelboat Division Notice Board, located in Pinky's Wet Bar.

4. CHANGES TO SAILING INSTRUCTIONS

- 4.1 Changes to the Sailing Instructions will be posted on the official Keelboat Notice Board, as specified in SI 3, not less than 1 hour prior to the start of the race for which it will take effect.
- 4.2 Competitors are encouraged to attend the briefing for amendments. Changes to a sailing instruction may be communicated on the water before the warning signal by flying code flag "L".

5. SIGNALS MADE ASHORE

- 5.1 Signals made ashore will be displayed on the mast on the HYC Start Tower.
- 5.2 When Flag AP is displayed ashore, "1 minute" is replaced with "not less than 60 minutes" in the RRS Race Signals.

6. [SP] SAFETY REGULATIONS

- 6.1 At all times boats shall keep clear of commercial shipping. If a boat is subject to a complaint reported by Fremantle Ports Authority/VTS/Pilots or Department of Transport due to impeding the safe passage of a commercial vessel, or failing to keep clear, Race Committee will score that boat DSQ without a hearing. This changes Rule 63.
- 6.2 Boats shall comply with ASSR Part 1 Category 5.
- 6.3 All boats shall log on by radioing the Start Team (call sign "Hillarys Race Control") or nominated Race Controller (SI 6.4) on VHF 72 and informing them of the number of people on board not less than 25 minutes before the first warning signal of the day.
- 6.4 When no Race Committee is on duty, one boat will be nominated 'Race Controller' at the pre-race briefing (SI 2.5). The Race Controller is responsible for:
- Receiving the log on from all boats as per SI 6.3.
 - Ensuring all boats return to safe anchorage.
- 6.5 [SP] Crew Overboard Race (COB) will be conducted under the following specific instructions:
- The COB shall consist of a fender attached to a minimum 9-litre capacity bucket capable of holding water.
 - All boats will perform a simulated rescue of a COB on one upwind and one downwind leg at any time after the start and before the finish of the race. Care must be taken to ensure that no other boat is disadvantaged due to the COB manoeuvre boat initiating the manoeuvre which will be deemed to act in accordance with RRS 44.2 (keep clear and well away from other boats).
 - In all cases, the rescue manoeuvre shall include one tack and one gybe.
 - [SP] Unless a boat elects to race without a spinnaker, the COB event for the downwind leg shall occur while the spinnaker is set, and after the COB has been rescued, the spinnaker shall be reset on the same leg. Boats failing to comply will be scored DSQ.
 - In each simulated rescue, if there are more than two people on board one crew member will be deemed to have fallen overboard and will not participate with the COB rescue in any way.
 - Boats must compete with a minimum of two people on board. Boats wanting to compete with only two people on board must advise the Race Committee who will allow it to compete based on the experience and capability of the crew and boat. The decision of the Race Committee will not be grounds for redress. This changes RRS 62.1.

7. SCHEDULE OF RACES

- 7.1 Scheduled race dates and start times are listed in Appendix A Keelboat Racing Calendar.
- 7.2 Any changes to the start times listed in Appendix A Keelboat Calendar will be advised electronically no later than 1800 on the day before the change is to take effect.

8. CLASS FLAGS

- 8.1 Class flags will be:

Division 1		Naval numeral 1
Division 2		Naval numeral 2
Division 3		Naval numeral 3

- 8.2 Boats shall display their division flags from their back-stay or, in the event they do not have a back-stay, from the side stay closest to the Race Committee at the start of the race.

9. [NP] RACING AREA

- 9.1 The racing area for Inshore racing is within an area bordered by Centaur Mark, Horseshoe Reef and Little Island to the west; the shoreline of Mullaloo, Hillarys, Sorrento, Marmion, Watermans Bay and North Beach to the east; Mindarie to the north, and Centaur Mark to the south.
- 9.2 The racing area for the Ocean Series is within an area bordered by Mindarie to the north, the coast to the east, Rockingham to the south and Rottneest to the west.

10. COURSES AND COURSE SIGNALS

- 10.1 All courses are as listed in Appendices B1 and B2.
- 10.2 The course will be signaled on the Start Tower or Start Boat by displaying the corresponding code flags/pennants no later than the Warning Signal for that division.
- 10.3 Shortened Course
- Flag 'S' displayed no later than the Warning Signal means: "boats are to round the mark of the course indicated by 'sh' and proceed to the finish. Courses may also be shortened in accordance with the RRS.
- 10.4 While racing, boats shall pass the red channel marker to port when outbound, and starboard when inbound. Boats shall also leave the red channel marker to port when travelling in a southerly direction and to starboard when travelling in a northerly direction.

11. MARKS

- 11.1 The permanent marks used in Hillarys Yacht Club races are located approximately at the coordinates shown in Appendix B3.
- 11.2 All marks are permanent floating orange or yellow spar buoys (HYC) or white spar buoys (ORSSC) unless otherwise stated at race briefing.

12. RADIO COMMUNICATIONS

- 12.1 Boats shall have an operational VHF radio communication apparatus on board. All race communications will be made via VHF channel 72.
- 12.2 While outside Fremantle Port limits, boats are required to maintain a listening watch from logging on (SI 6.3), until arrival at a pen/mooring, or until logging off with Race Committee or nominated Race Controller (SI 6.4). Course changes after the start will be notified by radio. While inside Fremantle Port limits, boats are required to maintain a listening watch on VHF channel 12.

13. STARTING AND FINISHING LINES

- 13.1 Boat Starting and Finishing Lines
- 13.1.1 Will be between a mast displaying an orange flag on the Race Committee Boat at the starboard end and the starting mark at the port end. A clearance mark may be streamed from the Race Committee boat when starting. This buoy is deemed to be part of the Race Committee boat for the purpose of RRS 31 and shall be passed on the same side as the Race Committee boat when starting.
- 13.1.2 While a blue flag is displayed from a mast on the Race Committee boat, a boat shall not pass through the finishing line unless finishing.
- 13.2 HYC Tower Starting and Finishing Line
- 13.2.1 Will be between a mast displaying an orange flag on the HYC Start Tower and a buoy placed approximately 200 metres north of the orange flag, or the DOT mark "H" as per Appendix B3.
- 13.2.2 The start will cross the line in a westerly direction. The finish will cross the line in an easterly direction including when shortened unless otherwise stated in the courses listed in Appendices B1 and B2.
- 13.2.3 While a blue flag is displayed from a mast on the HYC Start Tower, a boat shall not pass through the finishing line unless finishing.

13.3 South Mole Starting and Finishing Line will be between the South Mole Lighthouse and FSC "B" buoy (approximately 32 03.52S, 115 44.07E).

13.4 Mindarie Starting and Finishing Line

The finishing line will be an imaginary line bearing 270°, extending 400m from the SOUTHERN end of the southern breakwater.

The starting line will be an imaginary line bearing 270°, extending 400m from the northern end of the southern breakwater. This line will be used in conjunction with either 14.5 GPS Timed Start, or 14.4 Gate Start.

13.5 Phillip Rock Starting and Finishing Line

Will be an imaginary line running north between Phillip Rock Red Warning Beacon to south channel entrance marker beacon.

14. [SP] STARTING PROCEDURES

14.1 Flying Starts

14.1.1 Fleets will be started at 5-minute intervals in accordance with RRS 26.

14.1.2 RRS 29.1 shall apply.

14.1.3 After the starting signal the Race Committee may broadcast the sail numbers of those boats that have not complied with Rule 29.1. It is the responsibility of a boat to monitor the radio for this information. Failure of the Race Committee to make a broadcast or a boat to receive any broadcast will not be grounds for redress. This changes RRS 62.1.

14.2 [SP] Handicap Starts

14.2.1 Boats will be allocated a start number. Boats shall start on or after the fall of their number as displayed on the timing light tower.

14.2.2 The start line is deemed 'active' when the orange on-station flag is raised. Boats shall keep clear and shall not cross the active start line unless starting. This changes the AS prescription in RRS 26.

14.2.3 [SP] A boat starting early will be penalised by adding 2 minutes to her elapsed time, plus 1 minute for each part or full minute by which her actual starting time preceded her designated start time. No individual recall will be signaled and no boat shall restart.

14.2.4 Handicap starts may be coordinated using the radio.

14.3 Race Controller Start

When a scheduled race start does not have a Race Committee on duty, a Race Controller shall be nominated and shall identify the Gate Start or Timed Start procedure to be used as specified in SI 14.4 and 14.5 and whether boats are required to record their GPS finish time.

14.4 Gate Starts

14.4.1 The starting line will be an imaginary line between a designated start mark and the stern of a designated pathfinder boat. The pathfinder boat's sail number shall be provided to all skippers at the briefing.

14.4.2 Commencement of Starting Period

The Pathfinder boat will sail close-hauled on a port tack, passing just to leeward of the starting mark. The Pathfinder boat will display an orange flag when making the final approach for the gate start. Once the Pathfinder has passed the start mark all other boats must cross the imaginary line between the stern of the Pathfinder and the start mark on starboard tack to qualify as starters.

The Pathfinder will continue to sail close-hauled on port tack for two minutes.

The Pathfinder boat shall not be impeded by other boats during the starting period.

14.4.3 Completion of the Starting Period

Two minutes after the commencement of the starting period, the Pathfinder boat will go about onto a starboard tack and then has no more immunity from other starters.

14.4.4 Late starters shall qualify by passing the starting mark on the nominated starting tack within one boat length.

14.5 [SP] GPS Timed Starts

14.5.1 The Race Controller shall nominate a time based on GPS as the race start time.

14.5.2 A boat will be deemed to have broken the start line when at least two competing boats of any division taking part in the start:

- a) raise protest flags, and
- b) advise the offending boat accordingly by hailing or radio call and, in which case, the offending boat should re-start.

14.5.3 When a boat starts before her nominated GPS start time but is not identified as being OCS at that time, then RRS 60 and 61 will apply.

15. KEEPING CLEAR

15.1 A boat whose warning signal has not been made shall keep clear of both the starting area and of all boats who are in the starting sequence.

15.2 Boats shall at all times give way to support craft identified by a green and white diagonal flag.

16. MISSING MARK

If a mark is missing or has shifted to a location nowhere near its correct position, then boats shall round the approximate position using a GPS or dead reckoning.

17. PROTESTS AND REQUEST FOR REDRESS

17.1 Protest Time Limit

Protests shall be lodged at the HYC Start Tower within 60 minutes of the last boat finishing in that division. Protests shall be in writing on forms available from the HYC Start Tower. When multiple races are scheduled, protests for previous races may be lodged within 60 minutes of the protesting boat's finishing time in the last race of the day.

17.2 If the first 3 places in a race are affected by a protest, pennants will be presented at the next presentation.

18. ARBITRATION

18.1 Rule 44.1 is changed to permit a boat that has broken a rule of Part 2, Part 4 or Rule 31 to take a penalty after racing but prior to any protest hearing. Her penalty shall be a scoring penalty equal to a finishing place mid-way between the boat's actual finishing place and the score for a disqualification. Half points shall be disregarded and the points of other boats shall not be adjusted.

18.2 An arbitration hearing will be conducted for all protests lodged in accordance with Rule 61 which allege an infringement of a Rule of Part 2, Part 4 or Rule 31. Such hearings will be held subsequent to the protest being lodged and prior to the protest hearing.

18.3 The time and place of the arbitration hearing will be decided by the arbitrator and such advice may be given verbally. One representative of each boat will attend the arbitration hearing and no witnesses will be allowed. The arbitrator will decide the manner in which testimony is given.

18.4 After taking testimony, the arbitrator will make one of the following conclusions:

18.4.1 The protest does not comply with Rule 61 and the protester should withdraw the protest.

18.4.2 The matter shall proceed to a protest hearing. This may be because rules not suited to arbitration may be involved or because evidence is too complex or divergent or because injury, serious damage or a significant advantage may have occurred or because of the apparent severity of the alleged infringement or for any other reason decided by the arbitrator.

18.4.3 No rule was broken and the protester should withdraw the protest.

18.4.4 A rule was broken by one or more of the boats involved, the infringing boat(s) may accept a scoring penalty as detailed above and if so accepted, the protester should withdraw the protest.

- 18.5 An arbitration hearing shall not be re-opened. The conclusion of an arbitrator shall not be subject to appeal or be grounds for redress.
- 18.6 Should the protest proceed to a protest hearing then the arbitrator may be a member of the Protest Committee. Any evidence given by an arbitrator during a protest hearing shall be given only in the presence of the parties to the hearing.
- 19. TIME LIMIT**
- 19.1 Inshore Races
The time limit for the first boat in each division will be 3.5 hours or other time nominated by the Race Committee. Boats failing to finish within 90 minutes after the first boat in their division sails the course and finishes will be scored Did Not Finish (DNF).
- 19.2 Ocean Series Races
The time limit shall be 6:00pm or sunset as determined by the Bureau of Meteorology, whichever is earlier. All boats failing to finish by the time limit will be scored as Did Not Finish (DNF).
- 19.3 Skippers need to be prepared to record their own GPS finishing times as personnel may not be available to record these times.
- 20. SCORING**
- 20.1 The Low Points Scoring System of RRS Appendix A as amended by SI 20.2 and 23 will apply to all Consistency, Ocean Series and other series. Appendix C to these Sailing Instructions advises the number of races to count.
- 20.2 The following scoring penalties will apply. This changes RRS Appendix A4.2.
DNS, DNF, DSQ, RET 1 Point plus the number of starters
DNC 1 Point plus the number of boats registered for the series.
- 21. STARTERS**
- A minimum of three starters are required to constitute a race. A minimum of three boats are required to start in any one race before any trophy shall be awarded. Any boat that presents to sail in a division with less than three starters will start with a division nominated by Race Committee and receive average points.
- 22. HANDICAPS**
- 22.1 An automated handicap and scoring system (Top Yacht software) is used for determining handicaps and keeping score of the series. All boats will be assigned a handicap at the start of the season, and this will be adjusted via a "Back Calculated Handicap" system to cater for the variances in boat performance over the season. The system is designed to ensure that it will be possible for any boat to win any race throughout the season.
The final winner of each series is the boat which has the lowest point score after any discards are applied.
- 22.2 Corrected times for the award of point scores will be calculated according to this handicap procedure.
- 22.3 Any boat wishing to sail as Jib and Main shall be constrained to this throughout a series. Boats sailing as Jib and Main may not use a spinnaker or any other flying sail (ie not continuously attached to the rigging via the luff of the sail) under any conditions.
- 22.4 Handicaps are adjusted after each race according to the following "Back Calculated Handicap" (BCH) system:
Each boat shall have the handicap adjusted based on the median BCH of the last four results from any series or races other than the NCS series. This median handicap determines the handicap relative to the other boats in the HYC fleet.
The initial calculation of the handicaps of all boats in the HYC fleet is determined by the Handicapper before the first race of the new season, and each boat will then have a handicap adjusted after each race such that every boat would theoretically trend towards having the same corrected time at the next race.
- 22.5 Boats that do not race will not have their handicap altered.

- 22.6 New boats joining a division will race under a handicap determined by the Handicap Officer. This initial handicap will rank the new boat as faster than boats of a similar size and performance. This handicap will be revised based on the first three race results. Thereafter the normal handicap adjustments will apply.
- 22.7 It is a requirement that you advise the Handicap Officer of any change, such as - to keel, hull, weight of boat, changes to sails or changes to skipper/crew, which have the potential to improve their boat's performance. Failure to do so may result in a protest and/or retrospective adjustment of a boat's handicap and results.
- 22.8 Handicaps are monitored by the Handicap Officer and are subject to amendment as per these Sailing Instructions. Every effort is made to maintain a practical and efficient handicap system.

23. AVERAGE POINTS

- 23.1 Boats representing Hillarys Yacht Club in official class State, National and International Championships, ORWA events and premier events such as Geographe Bay Race Week and Geraldton Races may apply for average points to be awarded in lieu of a Club race held on the same day. Consideration may also be given for participation in Club approved events.
- 23.2 The number of occasions for which average points may be granted is two per series where two races are held on the same weekend, and one occasion for all other series.
- 23.3 Average points will be calculated by the scoring system based on all results of the series.
- 23.4 Application for average points shall be made in writing to the Race Committee via the Keelboat Racing Captain at least 24 hours before the race, detailing the alternative sailing event and reasons.

24. DISCLAIMER OF LIABILITY

- 24.1 Responsibility for a boat's decision to participate in a race or to continue racing is its alone (RRS 4). All those taking part in Hillarys Yacht Club races, do so at their own risk.

APPENDIX A: KEELBOAT RACING CALENDAR

Abbreviations:

- Cons = Consistency Series
- OS = Ocean Series
- WS = Winter Series
- ORWA
- NCS = North Coast Series
- Casual Sail

DATE	DAY	START	HOST CLUB	SERIES	EVENT
September 2025					
06/09/2025	Saturday	0900	HYC		Casual Sail
20/09/2025	Saturday		FSC		Foundation Race
26/09/2025	Friday		HYC	Social	Pre-Season Cocktails & Karaoke
October 2025					
04/10/2025	Saturday	1415	HYC	Non Points Race	HYC Opening Day/Commodore's Cup
11/10/2025	Saturday	0900	HYC		Casual Sail
12/10/2025	Sunday	1000	HYC	Consistency	Cons 1 / ORC(C) Championship 1
18/10/2025	Saturday		FSC		Coventry Reef Race
19/10/2025	Sunday	1000	HYC	NCS	NCS 1/2
26/10/2025	Sunday	1000	HYC	Ocean	Marmion Reef - OS 1
November 2025					
01/11/2025	Saturday		FSC		West Coaster
02/11/2025	Sunday	1000	HYC	Consistency	Cons 2
08/11/2025	Saturday		HYC		WAIODA State Championship
09/11/2025	Sunday		HYC		WAIODA State Championship
15/11/2025	Saturday		RPYC		Island Race
16/11/2025	Sunday	1000	HYC	NCS	NCS 3/4
23/11/2025	Sunday	0900	HYC	CLUB EVENT	Discover Sailing Day
29/11/2025	Saturday		SoPYC		Pieces of Eight
30/11/2025	Sunday	1000	HYC	Consistency	Cons 3 / ORC(C) Championship 2
December 2025					
06/12/2025	Saturday	0900	HYC		Casual Sail
07/12/2025	Sunday	1000	HYC	Consistency	Cons 4 / Chris Grant Memorial
13/12/2025	Saturday	1000	HYC	Ocean	Fremantle Race - OS 2
14/12/2025	Sunday	1030	HYC	Ocean	Fremantle Return - OS 3
21/12/2025	Sunday	1330	HYC	Consistency	Cons 5 (PM) / ORC(C) Championship 3

DATE	DAY	START	HOST CLUB	SERIES	EVENT
26/12/2025 30/12/2025			TCYC	CSR	Cockburn Sound Regatta
January 2026					
03/01/2026	Saturday	0900	HYC		Casual Sail
11/01/2026	Sunday	1000	HYC	Ocean	Fairway - OS 4 / ORC(C) Championship 4
26/01/2026	Monday	1000	HYC	Non Points Race	Australia Day Cup
31/01/2026	Saturday		HYC	CLUB EVENT	Pot of Gold / Dash for Cash
February 2026					
01/02/2026	Sunday			ORWA	Shepherdess Cup
07/02/2026	Saturday	0900	HYC		Casual Sail
07/02/2026	Saturday		RFBYC		Bunbury
08/02/2026	Sunday	0930	HYC	Ocean	Mindarie - OS 5/6 / ORC(C) Champ 5
15/02/2026	Sunday	1000	HYC	Non Points Race	Lady Skippers Race
22/02/2026	Sunday	1330	HYC	Consistency	Cons 6 (PM)
March 2026					
08/03/2026	Sunday	1000	HYC	NCS	NCS 5/6
14/03/2026	Saturday	0900	HYC		Casual Sail
15/03/2026	Sunday	1000	HYC	Consistency	Cons 7 / ORC(C) Championship 6
20 - 22/03/2026	Fri-Sun		HYC		Hillarys Boat Show
21/03/2026	Saturday		FSC		Halls Head
22/03/2026	Sunday		FSC		Pt Robert
28/03/2026	Saturday	1000	HYC	Ocean	Rottnest Race - OS 7
29/03/2026	Sunday	1030	HYC	Ocean	Rottnest Return - OS 8
April 2026					
11/04/2026	Saturday		HYC	CLUB EVENT	Harbour Classic Fishing Competition
12/04/2026	Sunday	1330	HYC	Consistency	Cons 8 COB (PM)
18/04/2026	Saturday	0900	HYC		Casual Sail
19/04/2026	Sunday	1000	HYC	NCS	NCS 7/8
25/04/2026	Saturday	1000	HYC	Non Points Race	ANZAC / Diggers Cup
May 2026					
01/05/2026	Friday	1630	HYC		Sunset Cruise
03/05/2026	Sunday	1000	HYC	Ocean	Ocean Spare
09/05/2026	Saturday	1300	HYC	CLUB EVENT	SheSails
10/05/2026	Sunday	1330	HYC	Consistency	Cons Spare (PM)
23/05/2026	Saturday	1800	HYC	Social Event	Keel Presentation Dinner

DATE	DAY	START	HOST CLUB	SERIES	EVENT
June 2026					
03/06/2026	Wednesday	1900	HYC		Keelboat Racing Division AGM
06/06/2026	Saturday	0900	HYC		Casual Sail
14/06/2026	Sunday	1000	HYC	Winter	Race 1
20/06/2026	Saturday		FSC	Valmadre	Valmadre 1
28/06/2026	Sunday	1000	HYC	Winter	Race 2
July 2026					
04/07/2026	Saturday	0900	HYC		Casual Sail
04/07/2026	Saturday		FSC	Valmadre	Valmadre 2
12/07/2026	Sunday	1000	HYC	Winter	Race 3
18/07/2026	Saturday		FSC	Valmadre	Valmadre 3
26/07/2026	Sunday	1000	HYC	Winter	Race 4
August 2026					
01/08/2026	Saturday	0900	HYC		Casual Sail
01/08/2026	Saturday		FSC	Valmadre	Valmadre 4
02/08/2026	Sunday	1000	HYC	Winter	Race 5
09/08/2026	Sunday				HYC AGM
23/08/2026	Sunday	1000	HYC	Winter	Race 6
30/08/2026	Sunday	1000	HYC	Winter	Spare



Appendix B1: Inshore Courses



COURSE A

Wind: South West / North East

Start and Finish Line: HYC Tower (refer to SI 13.2)



	I 		II 	
Start	HYC Tower			
	C	Port	W	Port
	B	Port	B	Port
	S	Port	S	Port
	A	Stb	A	Stb
	S-sh	Port	S-sh	Port
	A	Stb	A	Stb
Finish	Start Line		Start Line	
	<i>Total Distance</i>	<i>11.8 / 10.2</i>	<i>Total Distance</i>	<i>10.1 / 8.5</i>

COURSE B

Wind: South West / North East

Start and Finish Line: HYC Tower (refer to 13.2)



	I 		II 	
Start	HYC Tower			
	W	Stb	W	Stb
	F	Stb	F	Stb
	S	Stb	S	Stb
	A	Stb	W	Stb
	S	Stb	F	Stb
	W	Stb		
	F	Stb		
Finish	Start Line		Start Line	
	<i>Total Distance</i>	<i>11.0</i>	<i>Total Distance</i>	<i>9.0</i>



Appendix B1: Inshore Courses



COURSE C

Wind: South / North

Start and Finish Line: HYC Tower (refer to SI 13.2)



	I 		II 	
Start	HYC Tower			
	HYC L	Stb	HYC L	Stb
	Cow Rocks	Port	Cow Rocks	Port
	Mullaloo	Port	Mullaloo	Port
	HYC H	Stb	HYC H	Stb
	HYC F-sh	Port	HYC M-sh	Stb
	HYC S	Stb	HYC A	Stb
	HYC A	Stb		
Finish	Start Line		Start Line	
	<i>Total Distance</i>		<i>11.0 / 8.5</i>	
			<i>Total Distance</i>	
			<i>9.4 / 7.5</i>	

	III 		IV 	
Start	HYC Tower			
	S	Stb	S	Stb
	B	Stb	B	Stb
	M	Port	M-sh	Port
	A-sh	Stb	A	Stb
	M	Port	W	Stb
	W	Stb	L	Stb
	L	Stb		
	W	Stb		
	L	Stb		
Finish	Start Line		Start Line	
	<i>Total Distance</i>		<i>11.4 / 7.7</i>	
			<i>Total Distance</i>	
			<i>9.4 / 5.7</i>	



Appendix B1: Inshore Courses



COURSE D

Wind: South West / North East

Start and Finish Line: HYC Tower (refer to SI 13.2)



	I 		II 	
Start	HYC Tower			
	F	Port	F	Port
	M	Stb	M	Stb
	W	Port	W	Port
	B	Port	B	Port
	S	Port	S-sh	Port
	A	Stb	A	Stb
	S-sh	Port		
	A	Stb		
Finish	Start Line		Start Line	
	<i>Total Distance</i>		<i>Total Distance</i>	
	11.4 / 9.8		9.4 / 7.7	

COURSE E

Wind: South West / North East

Start and Finish Line: HYC Tower (refer to SI 13.2)



	I 		II 	
Start	HYC Tower			
	F	Port	F	Port
	M	Stb	M	Stb
	W	Port	A	Port
	S	Stb	S	Stb
	W	Stb	W	Stb
Finish	Start Line		Start Line	
	<i>Total Distance</i>		<i>Total Distance</i>	
	10.0		8.6	



Appendix B1: Inshore Courses

COURSE F

Wind: East / West

Start and Finish Line: HYC Tower (refer to SI 13.2)





	I 		II 	
Start	HYC Tower			
	L	Port	L	Port
	S	Stb	S	Stb
	F	Stb	F	Stb
	M	Stb	M	Stb
	S	Stb	S	Stb
	A-sh	Stb	A-sh	Stb
	F	Stb	F	Stb
	S	Stb		
	F	Stb		
Finish	Start Line		Start Line	
	<i>Total Distance</i>		<i>9.2 / 7.2</i>	
			<i>Total Distance</i>	
			<i>7.3 / 7.2</i>	

COURSE G

Wind: South East / North West

Start and Finish Line: HYC Tower (refer to SI 13.2)



	I 		II 	
Start	HYC Tower			
	L	Port	L	Port
	S	Stb	S	Stb
	F	Port	F	Port
	B-sh	Port	A-sh	Port
	F	Port	F	Port
	B	Port	B	Port
Finish	Start Line		Start Line	
	<i>Total Distance</i>		<i>10.1 / 7.2</i>	
			<i>Total Distance</i>	
			<i>8.4 / 5.6</i>	



Appendix B1: Inshore Courses

COURSE H

Wind: North West / South East

Start and Finish Line: HYC Tower (refer to SI 13.2)





	I 		II 	
Start	HYC Tower			
	L	Port	L	Port
	M	Stb	M	Stb
	B	Stb	A	Stb
	L	Port	L	Port
	A-sh	Stb	A-sh	Stb
	L	Port	L	Port
	F	Port	F	Port
Finish	Start Line		Start Line	
	<i>Total Distance</i>		<i>11.4 / 9.3</i>	<i>Total Distance</i> <i>9.9 / 7.7</i>

COURSE Q

Wind: South West / North East

Start and Finish Line: HYC Tower (refer to SI 13.2)



	I 		II 	
Start	HYC Tower			
	F	Port	F	Port
	S	Stb	S	Stb
	A-sh	Stb	A-sh	Stb
	M	Port	M	Port
	L	Stb		
Finish	Start Line		Start Line	
	<i>Total Distance</i>		<i>6.1 / 5.2</i>	<i>Total Distance</i> <i>5.4 / 5.2</i>



Appendix B1: Inshore Courses

COURSE J

Wind: South East / North West

Start and Finish Line: HYC Tower (refer to SI 13.2)





	I 		II 	
Start	HYC Tower			
	L	Port	L	Port
	S	Port	M	Port
	L	Port	L	Port
	S	Port	S	Port
Finish	Start Line		Start Line	
	<i>Total Distance</i>		<i>Total Distance</i>	
	6.0		5.0	

COURSE K

Wind: North / South

Start and Finish Line: HYC Tower (refer to SI 13.2)



	I 		II 	
Start	HYC Tower			
	F	Stb	A	Stb
	L	Stb	L	Stb
	F	Stb		
	L	Stb		
Finish	Start Line		Start Line	
	<i>Total Distance</i>		<i>Total Distance</i>	
	5.4		4.4	



Appendix B1: Inshore Courses

COURSE R

Wind: East / West

Start and Finish Line: HYC Tower (refer to SI 13.2)



	I 		II 	
Start	HYC Tower			
	F	Port	F	Port
	S	Port	S	Port
	F	Port	F	Port
	S-sh	Port	S	Port
	L	Stb		
Finish	Start Line		Start Line	
	<i>Total Distance</i>		<i>6.4 / 5.7</i>	<i>Total Distance</i>
				<i>5.7</i>

Appendix B2: Ocean Series Courses

HILLARYS TO FREMANTLE RACE

Start Line: HYC Tower

Finish Line: South Mole Line (refer to SI 13.3)



Start

GR Red A Port

Campbell Stb

Burnell Stb

FHredA Port

FHgreen1 Port

South Mole Finish

Total distance 17.6



Start

GR Red A Port

Burnell Stb

FHredA Port

FHgreen1 Port

South Mole Finish

Total distance 16.4

FREMANTLE TO HILLARYS RACE

Start Line: South Mole Line (refer to SI 13.3)

Finish Line: HYC Tower

Start Procedure: GPS Timed Start (refer to SI 14.5)



Start

FHgreen1 Stb

FHredA Stb

Burnell Port

GR Red A Stb

B Port

A Port

W Stb

HYC Tower Finish

Total distance 18.4



Start

FHgreen1 Stb

FHredA Stb

Burnell Port

GR Red A Stb

B Port



HYC Tower Finish

Total distance 16.8

Appendix B2: Ocean Series Courses

MARMION REEF RACE

Start and Finish Line: HYC Tower

	
<p>I</p> <p>Start</p> <p>L Port</p> <p>B Stb</p> <p>C Stb</p> <p>Marmion Reef Stb</p> <p>ORSSC T Stb</p> <p>Mullaloo Stb</p> <p>M Stb</p> <p>W Port</p> <p>B Port</p> <p>S Port</p> <p>A Stb</p> <p>HYC Tower Finish</p>	<p>II</p> <p>Start</p> <p>L Port</p> <p>B Stb</p> <p>C Stb</p> <p>Marmion Reef Stb</p> <p>ORSSC T Stb</p> <p>Mullaloo Stb</p> <p>M Stb</p> <p>A Stb</p> <p>HYC Tower Finish</p>

Total distance 23.0



Total distance 20.0

Appendix B2: Ocean Series Courses

HILLARYS TO MINDARIE RACE

Start Line: HYC Tower

Finish Line: Mindarie Breakwater (refer 13.4)



<p>I </p> <p>HYC Tower Start</p> <p>L Port</p> <p>F Port</p> <p>Cow Rocks Port</p> <p>Mindarie Breakwater Finish</p>	<p>II </p> <p>Start</p> <p>L Port</p> <p>Cow Rocks Port</p> <p>Mindarie Breakwater Finish</p>
------------------------------------------------------------------------------------------------------------------------------------------------------------------------------------------------------	--------------------------------------------------------------------------------------------------------------------------------------------------------------------------------

MINDARIE TO HILLARYS RACE

Start Line: Mindarie Breakwater (refer to SI 13.4)

Finish Line: HYC Tower in a westerly direction

Start Procedure: Gate Start or Time Start (refer to SI 14.4/14.5)




<p>I </p> <p>Start</p> <p>Cow Rocks Stb</p> <p>HYC Tower Finish in a westerly direction</p>	<p>II </p> <p>Start</p> <p>Cow Rocks Stb</p> <p>HYC Tower Finish in a westerly direction</p>
-----------------------------------------------------------------------------------------------------------------------------------------------------------------------------	-------------------------------------------------------------------------------------------------------------------------------------------------------------------------------

Appendix B2: Ocean Series Courses

HILLARYS TO ROTTNEST RACE

Start Line: HYC Tower

Finish Line: Philip Rock (refer to SI 13.5)

I 		II 		III 	
Start		Start		Start	
A	Port	S	Stb	S	Stb
S	Stb	B	Stb	B	Stb
B	Stb	C	Stb	C	Stb
C	Stb	Fairway	Port	Fairway	Port
Fairway	Port	East Windmill	Stb	Philip Rock Finish	
East Windmill	Stb	Philip Rock Finish			
Philip Rock Finish					

Total distance 19.6

Total distance 17.9



Total distance 15.0

ROTTNEST TO HILLARYS RACE

Start Line: Philip Rock (refer to SI 13.5)

Finish Line: HYC Tower

Start Procedure: GPS Timed Start (refer to SI 14.5)

I 		II 	
Start		Start	
Fairway	Port	Fairway	Port
B	Port	B	Port
S	Port	S	Port
A	Stb	HYC Tower Finish	
HYC Tower Finish			



Total distance 17.0

Total distance 15.3

Appendix B2: Ocean Series Courses

FAIRWAY RACE

Start and Finish Line: HYC Tower

<p>I </p> <p>Start</p> <p>L Port</p> <p>A Port</p> <p>S Stb</p> <p>B Stb</p> <p>C Stb</p> <p>Fairway Port</p> <p>GRredA Port</p> <p>S Port</p> <p>M Stb</p> <p>HYC Tower Finish</p>	<p>II </p> <p>Start</p> <p>L Port</p> <p>B Stb</p> <p>C Stb</p> <p>Fairway Port</p> <p>GRredA Port</p> <p>S Port</p> <p>M Stb</p> <p>HYC Tower Finish</p>
----------------------------------------------------------------------------------------------------------------------------------------------------------------------------------------------------------------------------------------------------------------------------	---------------------------------------------------------------------------------------------------------------------------------------------------------------------------------------------------------------------------------------------------

Total distance 25.8

Total distance 24.0

FAIRWAY RACE

Start and Finish Line: HYC Tower

<p>III </p> <p>Start</p> <p>L Port</p> <p>B Stb</p> <p>C Stb</p> <p>Fairway Port</p> <p>Floreat Port</p> <p>S Port</p> <p>M Stb</p>	<p>IV </p> <p>Start</p> <p>L Port</p> <p>B Stb</p> <p>C Stb</p> <p>Fairway Port</p> <p>Brighton Port</p> <p>S Port</p> <p>M Stb</p>
----------------------------------------------------------------------------------------------------------------------------------------------------------------------------------------------------------------------------	-----------------------------------------------------------------------------------------------------------------------------------------------------------------------------------------------------------------------------

Total distance 22.8

Total distance 21.8

Appendix B3: Ocean Racing Marks

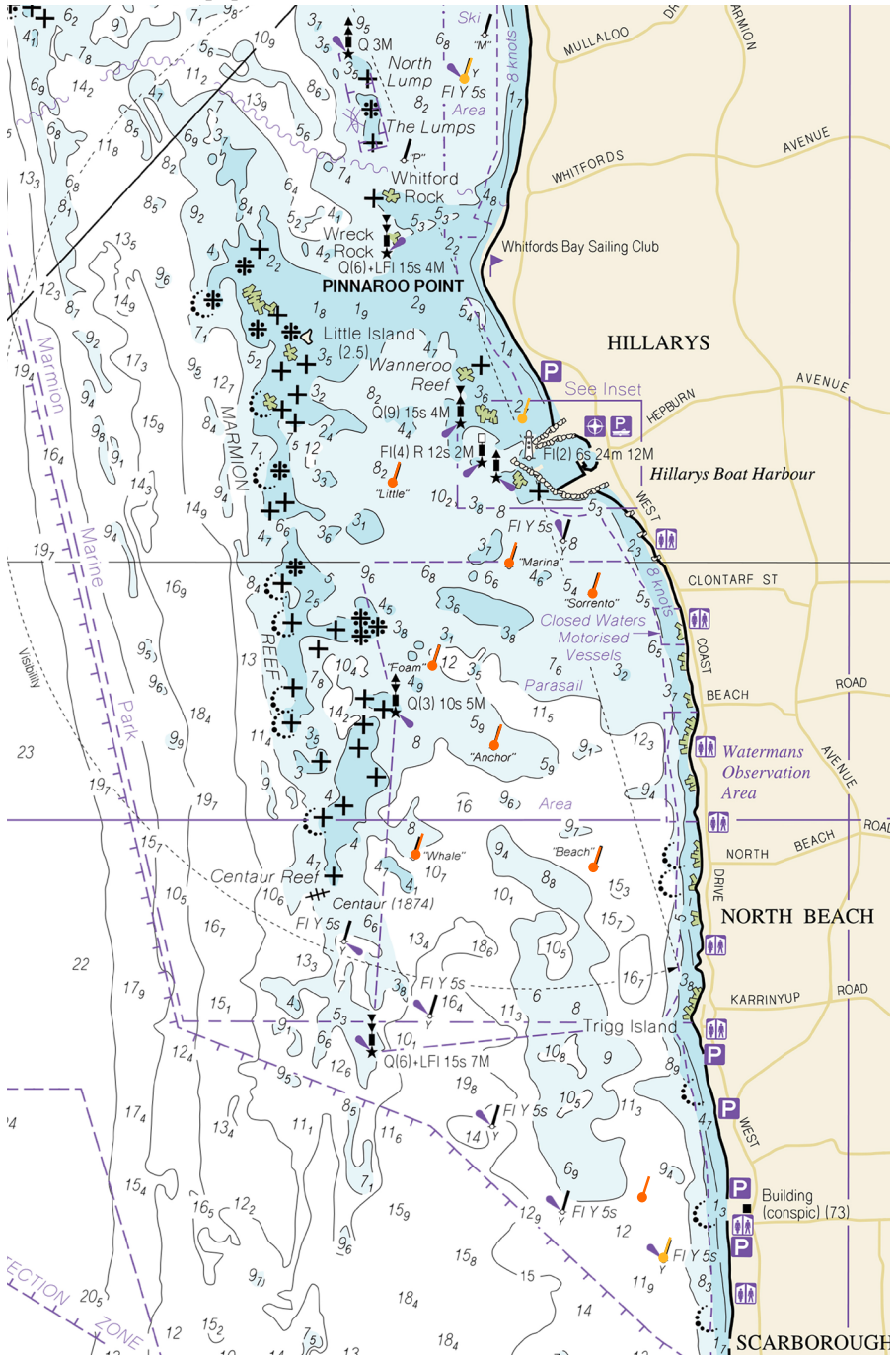
Hillarys Yacht Club Marks

Mark	South	East
"A" Anchor	31 51.03'	115 43.79'
"B" Beach	31 51.69'	115 44.45'
"C" Centaur (Centaur Reef South Cardinal Mark)	31 52.70'	115 43.00'
"F" Foam	31 50.55'	115 43.40'
"H" Hillarys (D.O.T. yellow spar buoy)	31 49.19'	115 44.06'
"L" Little	31 49.57'	115 43.13'
"M" Marina	31 50.02'	115 43.89'
"S" Sorrento	31 50.17'	115 44.42'
"W" Whale	31 51.64'	115 43.27'
"ORSSC S"	31 46.76'	115 42.71'
"ORSSC M"	31 47.07'	115 43.72'
"ORSSC T"	31 45.90'	115 41.55'
"SB" Scarborough Beach	31 53.64'	115 44.76'

Approximate Location of Non-Hillarys Yacht Club Marks

Mark	South	East
Mullaloo SMR	31 47.32	115 43.59
Brighton SMR	31 53.885	115 44.9
Floreat SMR	31 55.725	115 44.898
Campbell Buoy	31 59.2'	115 .44.3'
Burnell Buoy	32 01.4'	115 44.3'
North West Exclusion Zone Buoy	31 56.6'	115 43.3'
South West Exclusion Zone Buoy	31 58.9'	115 43.3'
South Mole Start/Finish Line Buoy	32 03.5'	115 44.0'
Eastern Windmill	32 01.2'	115 37.7'
Fairway	31 57.1'	115 38.9'
Gage Roads Entrance Buoy		
Red A Entrance Buoy (GRredA)	31 59.0'	115 41.7'
Fremantle Harbour Entrance Buoys		
Red A Entrance Buoy (FHredA)	32 03.3'	115 43.0'
Green No 1 Entrance Buoy (FHgreen1)	32 03.5'	115 43.0'

Appendix B4: HYC Race Area



Appendix B5: Table of Bearings and Distances (nm) Between Marks

The bearing from a mark (left column) to another mark (top row) is given in bold. The distance (in nautical miles) is given underneath in normal type.

Note that the values may change slightly due to drift.

Legend:

L - Little

M - Marina

S - Sorrento

F - Foam

A - Anchor

B - Beach

W - Whale

C - Centaur

CM - Channel Marker

	L	M	S	F	A	B	W	C	CM
L		125 0.8	119 1.3	167 1.0	159 1.6	152 2.4	177 2.1	179/184 3.2	78 0.5
M	305 0.8		109 0.5	218 0.7	185 1.0	164 1.7	198 1.7	196 2.8	342 0.6
S	299 1.3	289 0.5		247 0.9	212 1.0	179 1.5	214 1.8	205 2.8	318 1.0
F	347 1.0	038 0.7	067 0.9		146 0.6	142 1.5	186 1.1	189 2.2	012 1.1
A	339 1.6	005 1.0	032 10	326 0.6		140 0.9	216 0.8	202 1.8	356 1.6
B	332 2.4	344 1.7	359 1.5	322 1.5	320 0.9		273 1.0	230 1.6	344 2.3
W	357 2.1	018 1.7	034 1.8	006 1.1	036 0.8	093 1.0		192 1.1	009 2.2
C	004/359 3.2	016 2.8	025 2.8	009 2.2	022 1.8	050 1.6	012 1.1		010 3.3
CM	258 0.5	162 0.6	138 1.0	192 1.1	176 1.6	164 2.3	189 2.2	190 3.3	

Appendix C: Races To Count

A minimum of 3 races is required to constitute a series.

Each series will be separate from each other with prizes awarded for each series.

Summer Consistency Series

Consists of up to 8 races held from October to May.

Where 5 to 7 races are completed, each boat shall drop its worst result. Where 8 or more races are completed, each boat shall drop its worst 2 results.

Ocean Series

Consists of up to 8 races held from October to May.

Where 5 to 7 races are completed, each boat shall drop its worst result. Where 8 or more races are completed, each boat shall drop its worst 2 results.

The return leg for the Rottnest, Fremantle and Mindarie Offshore races shall be treated as two individual races.

When the series comprises a pair of races (Fremantle, Mindarie and Rottnest), the winner of the trophy will be calculated based on RRS Appendix A8.

North Coast Mini Series

Consists of up to 8 races held from October to May. When 8 races are completed each boat shall drop its worst 2 results. When 7 races are completed each boat shall drop its worst result

Appendix C: Races To Count

ORC Championship

Consists of up to 6 races of the Consistency and Ocean Series.

Where 5 or more race results are completed, each boat shall drop its worst result.

Winter Consistency Series

Consists of up to 6 races held from June to August.

Where 5 or more races are completed, each boat shall drop its worst result.

Overall Consistency Division Champion Series

A Division Champion for each of Divisions 1,2 and 3 is the boat with the lowest total point score after dropping its worst 4 races from all races in the Summer Consistency Series, Ocean Series and North Coast Mini Series.

Cruiser Cup

Consists of Fremantle and return races and Consistency Race 4 (Chris Grant Memorial) Boats that have completed a cruise or cruises nominated by the Captain of the CIC Division are eligible to compete.

Appendix D: Perpetual Trophies

Commodore's Cup

Marmion Reef – Alan Carter Trophy

Fairway Race DIV 1 - Ron and Jane Brown

Fairway Race DIV 2 - McNally Family

Chris Grant Memorial Cup

Lady Skippers' Race

Rotary Australia Day Cup

Digger's Cup

Fremantle Return Race - Wanneroo Autos

Rottneest Return Race

Mindarie Return Race - Diane and Hans
Harskamp

Winter Series Trophy

Summer Series Trophy

Ocean Series Trophy

ORC Championship

Cruiser Cup

Mini Series

Club Champion - R&I Bank of WA

Broken Mast

DIV 1 Consistency - The Murdoch Perpetual

DIV 2 Consistency - Ian & Caroline Morrison

DIV 3 Consistency - Andy Hill

Appendix E – Club Champion Calculation Method

This method overcomes the different sizes of the fleets sailing in the three divisions of keelboats when attempting to decide the Club Champion for the season. Once the performance of each boat in a race has been determined using the Low Point Scoring system and including boats that DNC, DNS, DSQ, DNF as described in Scoring () the following mathematical procedure is applied.

A fleet size of 10 will be used as the standard fleet size for the season for all divisions. It doesn't matter if fleets are bigger or smaller than this. It is an arbitrary number that will be used across all fleets for the season. Each fleet is then normalised (or weighted) to that fleet size, for each race and each division.

A total standard fleet score is calculated by adding all possible finishing places, ie. $1+2+3...+10=55$. The average standard fleet size is then calculated as the total score divided by the number of boats in the fleet, ie. $55 / 10 = 5.5$.

After each race, the average fleet size score is calculated for each fleet. For example:

For a fleet size of 2, the average would be $(1+2)/2=1.5$.

For 3 boats the average would be $(1+2+3)/3=2.0$.

For a fleet size of 9, the average would be $(1+2+...+9)/9=5$.

Boats that do not start are not included for this average fleet score.

From these two numbers a normalising ratio is calculated for each fleet by dividing the average standard fleet size score (5.5) by the average fleet size score for each fleet for that race. e.g. for a race with 9 boats the ratio is 5.5 divided by 5 or 1.1.

This ratio will be different for each fleet for each week (unless the fleet sizes are the same) allowing us to compare performances of boats in fleets of differing sizes. The appropriate ratio is applied to (multiplied by) each boat's low point score and a normalised or weighted score is calculated. The ratio is applied to all boats irrespective of their status (DNC, DNS, DSQ or DNF).

Example normalised scores using the table on the following page.

No. Starters	Finishing Position	Low Point Score	Multiplier	Normalised Score
3	1	1	2.75	2.75
3	3	3	2.75	8.25
3	DNS	4	2.75	11
10	1	1	1	1
10	5	5	1	5
10	10	10	1	10
10	DNS	11	1	11

The normalised or weighted scores are totalled at the end of the season, the worst four scores are dropped and a final score calculated. The boat with the lowest such score is the Club Champion.

Appendix E – Club Champion Calculation Method

Normalised Score Table

		Standard Fleet Size 10 Standard Average Score 5.5															
Position	Low Point Score	Number of Starters														← Normalising ratio	
		1	2	3	4	5	6	7	8	9	10	11	12	13	14		15
		5.50	3.67	2.75	2.20	1.83	1.57	1.38	1.22	1.10	1.00	0.92	0.85	0.79	0.73	0.69	
1	1	5.50	3.67	2.75	2.20	1.83	1.57	1.38	1.22	1.10	1.00	0.92	0.85	0.79	0.73	0.69	
2	2		7.33	5.50	4.40	3.67	3.14	2.75	2.44	2.20	2.00	1.83	1.69	1.57	1.47	1.38	
3	3			8.25	6.60	5.50	4.71	4.13	3.67	3.30	3.00	2.75	2.54	2.36	2.20	2.06	
4	4				8.80	7.33	6.29	5.50	4.89	4.40	4.00	3.67	3.38	3.14	2.93	2.75	
5	5					9.17	7.86	6.88	6.11	5.50	5.00	4.58	4.23	3.93	3.67	3.44	
6	6						9.43	8.25	7.33	6.60	6.00	5.50	5.08	4.71	4.40	4.13	
7	7							9.63	8.56	7.70	7.00	6.42	5.92	5.50	5.13	4.81	
8	8								9.78	8.80	8.00	7.33	6.77	6.29	5.87	5.50	
9	9									9.90	9.00	8.25	7.62	7.07	6.60	6.19	
10	10										10.00	9.17	8.46	7.86	7.33	6.88	
11	11											10.08	9.31	8.64	8.07	7.56	
12	12												10.15	9.43	8.80	8.25	
13	13													10.21	9.53	8.94	
14	14														10.27	9.63	
15	15															10.31	
DNS, DNF, DSG	+1	11.00	11.00	11.00	11.00	11.00	11.00	11.00	11.00	11.00	11.00	11.00	11.00	11.00	11.00	11.00	
DNC	+2	16.50	14.67	13.75	13.20	12.83	12.57	12.38	12.22	12.10	12.00	11.92	11.85	11.79	11.73	11.69	

Appendix F - Trophy Winners 2024/25 Season

TROPHY	DIVISION 1	DIVISION 2	DIVISION 3
Winter Series	Whispering Jack - Bruce Bradford	Not Negotiable - Greg Hill	Kind of Blue - Scott Timler
Commodore's Cup	Bad Habits - Ian Holder	Volant - E. Janssen, F. Hagemann, K. Meta	La Premiere - Des Luplua
Chris Grant Memorial Race	Mimosa - Tony Brooke	Covert Operation - Bart Brouwer	Kind of Blue - Boyd Timler
Australia Day Race	Mulberry - Mark Pitt	Show Me - Tim Tucker	Catabatic - Rob Bills
Lady Skipper's Race	Whispering Jack - Elissa Stevenson	Blue Chip - Laura Wheeler	Intuition - Bindy Vitales-Jones
Crew Overboard Race	Mimosa - Tony Brooke	Farrouk - Des & Gail Riley	-
Digger's Cup	Circa - Martin Eyer	Show Me - Tim Tucker	Kind of Blue - Boyd Timler
Marmion Reef Race	Mulberry - Mark Pitt	Farrouk - Des & Gail Riley	La Premiere - Des Luplua
Fremantle Return Race	Mulberry - Mark Pitt	Show Me - Tim Tucker	Tosca - Eugene Johnsen
Fairway Race	Mulberry - Mark Pitt	Volant - E. Janssen, F. Hagemann, K. Meta	Intuition - Marc Carpenter
Rottneest Return	Mulberry - Mark Pitt	Show Me - Tim Tucker	Intuition - Marc Carpenter
Mindarie Race	Mulberry - Mark Pitt	Farrouk - Des & Gail Riley	Donetes- Hugh De Vries
Ocean Series	Mulberry - Mark Pitt	Show Me - Tim Tucker	Donetes - Hugh De Vries
Cruiser Cup	Kind of Blue - Boyd Timler		
Double-Handed Race	All-in Division: Catabatic - Rob Bills		
Most Improved	Covert Operation - Bart Brouwer		
Crew Member of the Year	Show Me - Jack McInnes		
Mini Series	Perte - John Bird	Covert Operation - Bart Brouwer	Catabatic - Rob Bills
Summer Series	Mimosa - Tony Brooke	Farrouk - Des & Gail Riley	Kind of Blue - Boyd Timler
ORC Championship	Bad Habits - Ian Holder		
Overall Consistency	Mimosa - Tony Brooke	Farrouk - Des & Gail Riley	Kind of Blue - Boyd Timler
Broken Mast Trophy	Not Awarded		
Club Champion	Mimosa - Tony Brooke		



Left: Crew Person of the Year: Jack McInnes with last year's winner Scott Frame

Right: Division 1 Commodores Cup: Bad Habits - Ian Holder with Commodore Graham Townsend





Above: Club Champion Mimosa, Darren and Alia with presenter Captain Tim Tucker



Above: Division 1 Ocean Series: Mulberry



Above: Division 3 Overall Consistency: Kind of Blue



Above: Division 2 Ocean Series: Show Me



Above: Division 2 Overall Consistency: Farrouk



Above: Division 1 Lady Skipper's Race: Whispering Jack - Elissa Stevenson with presenter Sue Osborne



Left: Start team trio: Sue Carter, Rob Gouldsmith, Louise Harvey

All photos are by John Bird

Appendix G - Emergency Contacts

HYC RADIO ROOM

Main operating channel	VHF Channel 72
Secondary operating channel	VHF Channel 71
Standard radio call sign	Hillarys Race Control
Official radio call sign	VH6 –FHE

DSC INFORMATION

Base MMSI	005300141
Group MMSI	053000141

Hillarys Yacht Club only has support vessels.

Sea Rescue vessels are operated by the Volunteer Marine Rescue bases

CLOSE VOLUNTEER MARINE RESCUE BASES:

MARINE RESCUE WHITFORDS

Main operating channel	VHF Channel 77/81
Official radio call sign	VJ6 LQ
DSC Information Base MMSI	005300141
Phone number	9401 3757

SEA RESCUE FREMANTLE

Main operating channel	VHF Channel 73/81
Official Radio Call sign	VN6 DI

DSC INFORMATION

Base MMSI	005300138
Phone number	1800 273 728

Appendix G - Emergency Contacts

WATER POLICE: COAST RADIO PERTH AT EAST FREMANTLE

Main operating channel	VHF Channel 16
Secondary operating channel	VHF Channel 67
Official radio call sign	VKI

DSC INFORMATION

Base MMSI	005300203
Phone number	9442 8600

OTHER EMERGENCY PHONE NUMBERS


HYC Club house	9246 2833
General Manager (24 Hours)	0417 991 420
HYC Marine Lifting Services (Bus Hrs)	9246 4300
HYC Marine Lifting Services (After Hours)	0451 126 023
Ambulance	000 (or 112 mobile)

OTHER EMERGENCY EQUIPMENT

First aid Box	Junior Clubhouse
Second Radio and Power supply	Junior Clubhouse
Defibrillator	Wet Bar at Main Clubhouse
Ambulance Information	Pick up on the VIP Jetty

CODE FLAGS AND SIGNALS

FLAG	NAME	MEANING	RULE	SOUND SIGNAL
	Class Flag	Warning Signal	26	↑ 1 ↓ 1
	AP	Races not started are postponed.	27.3	↑ 2 ↓ 1
	AP over 1 – 3	Postponement of racing for 1 – 3 hours.	Race Signals	↑ 2 ↓ 1
	AP over H	Races not started are postponed. Further signals ashore.	27.3	↑ 2 ↓ 1 long
	AP over A	Races not started are postponed. No more racing today.	27.3	↑ 2 ↓ 1 long
	B	Protest flag	61.1(a)	Hail 'Protest'
	C & Red	Change of course to Port.	33	↑ Repetitive
	C & Green	Change of course to Starboard.	33	↑ Repetitive
	C & '+' or '-'	Change to length of course.	33	↑ Repetitive
	I	Round-an-end rule is in effect.	26, 30.1	↑ 1 ↓ 1 long
	L	Ashore – A notice to competitors has been posted. Afloat – come within hail or follow this boat.	Race Signals	↑ 1
	M	The object displaying this signal replaces a missing mark.	Race Signals	↑ Repetitive
	N	All races started are abandoned. Return to the starting area.	32.1	↑ 3 ↓ 1
	N over H	Racing abandoned. Further signals ashore.	27.3, 32.1	↑ 3
	N over A	Racing abandoned. No more racing today.	27.3, 32.1	↑ 3
	P	Preparatory signal.	26	↑ 1 ↓ 1 long
	S	The course has been shortened. RRS 32.2 is in effect.	32.2	↑ 2
	U	RRS 30.3 is in effect. No part of a boat's hull, crew or equipment shall be in the triangle formed by the ends of the starting line and the first mark during the last minute before the starting signal. OCS boats may start if race is restarted.	30.3	↑ 1 ↓ 1 long
	V	Monitor communication channel for safety instructions.	37	↑ 1 long
	X	Individual recall.	29.1	↑ 1
	Y	Wear a personal flotation device.	27.1, 40	↑ 1
	First Substitute	General Recall. All boats to return to the starting area.	29.2	↑ 2 ↓ 1
	Black	RRS 30.4 is in effect. No part of a boat's hull, crew or equipment shall be in the triangle formed by the ends of the starting line and the first mark during the last minute before the starting signal. OCS boats may not start if race is restarted.	30.4	↑ 1 ↓ 1 long
	Blue	Race Committee is in position at the finishing line.	Race Signals	
	Orange	End of start or finish line.	Race Signals	



Hillarys Yacht Club

AQUATIC EVENTS EMERGENCY PLAN

IN THE EVENT OF AN EMERGENCY

- *Assess the situation*
- *Consult relevant parties to make appropriate decisions*
- *Report any injuries to the Duty Manager who will advise appropriate actions*
- *Duty Manager must complete an incident report*

DISTRESS MESSAGE

Broadcast on Marine Radio:

- *VHF CH 76 (Emergency)*
- *VHF CH 77/81 (Marine Rescue Whitfords) - call sign VJ6LQ*
- *VHF CH 73/81 (Sea Rescue Fremantle) - call sign VN6DI*

PERSON LOST AT SEA


'PAN-PAN'

- *VHF CH 76 (Emergency)*
- *Call Water Police - 9442 8600*
- *Call Whitfords Sea Rescue - 9407 3757*

VESSEL ON FIRE

'MAYDAY'

- *Call Dept. of Fire & Emergency Services - 000 (mobile - 772)*
- *Call Whitfords Sea Rescue - 9407 3757*



CLOSEST HOSPITAL TO HILLARYS MARINA

Joondalup Health Campus, Shenton Ave, Joondalup

SERIOUS INJURY MEDICAL EMERGENCY ON WATER

Call WA Water Police 94428600
Whitford Sea Rescue 'VJ6LQ' on
VHF 16

9401 3757 (24hrs)

Ambulance

000

(Dial 112 from Mobile)

Casualty Disembarkation:

Keel Event: VIP Jetty

Dinghy Event: HYC Boat Ramp

Ambulance Meeting Point:
65 Northside Drive, Hillarys
Carpark adjacent to Wet Bar

Automatic External Defibrillator (AED) & Resuscitation Mask Locations:

- Wet Bar - call '000' for code
- Hillarys Marina Lifting Services Office

HILLARYS MARINA LIFTING SERVICES

Emergency Lifting
9246 4300 (office hours)
0451 126 023 (after hours)



SAILING HANDBOOK 2025-2026
HILLARYS YACHT CLUB
65 Northside Drive, Hillarys WA 6052
+61 8 9246 2833
admin@hillarysyachtclub.com.au
www.hillarysyachtclub.com.au